



IPI eConnect Version (Effective from 01 Feb 2022)

User Manual for IPI eCONNECT mobile app





User Manual for IPI eConnect (1. For Individual Sign Up)



Setup Your individual User Profile in <IPI eConnect>



Use your mobile or computer
Enter <https://ipieconnect.ipi.org.sg>

Let's Get Started

Sign in to learn new thing

Candidate

Visitor

Phone Number

+65 | Singapore ✓ Key in your mobile number

NRIC/Work Pass Number

✓ Key in your NRIC / Work Permit number

SIGN IN


Update Phone Number

1. Select "Candidate"

2. Key in your mobile number
Example: Country Code (+65 = Singapore)
Mobile number (9123 4567)

3. Key in your NRIC / WP number
Example: NRIC (S1234567A)
WP (G1234567H)

If you are **not** an existing user, please create a new account



All (*) mandatory information **MUST accurately** fill in as per NRIC / WP.

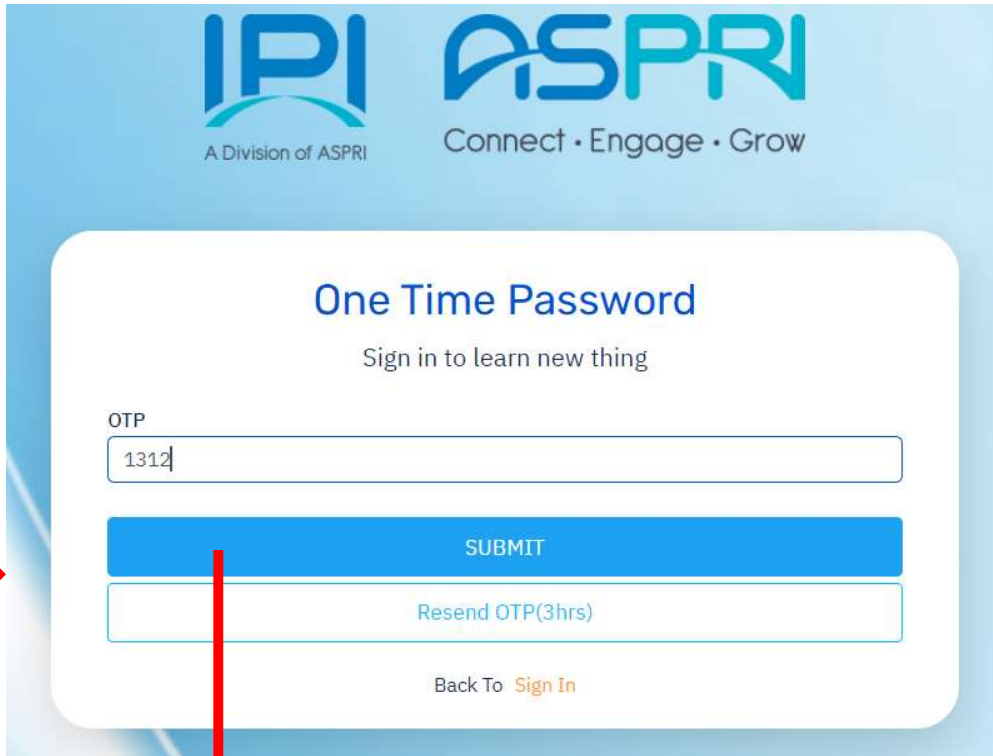
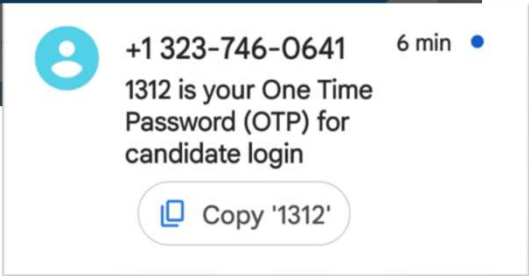
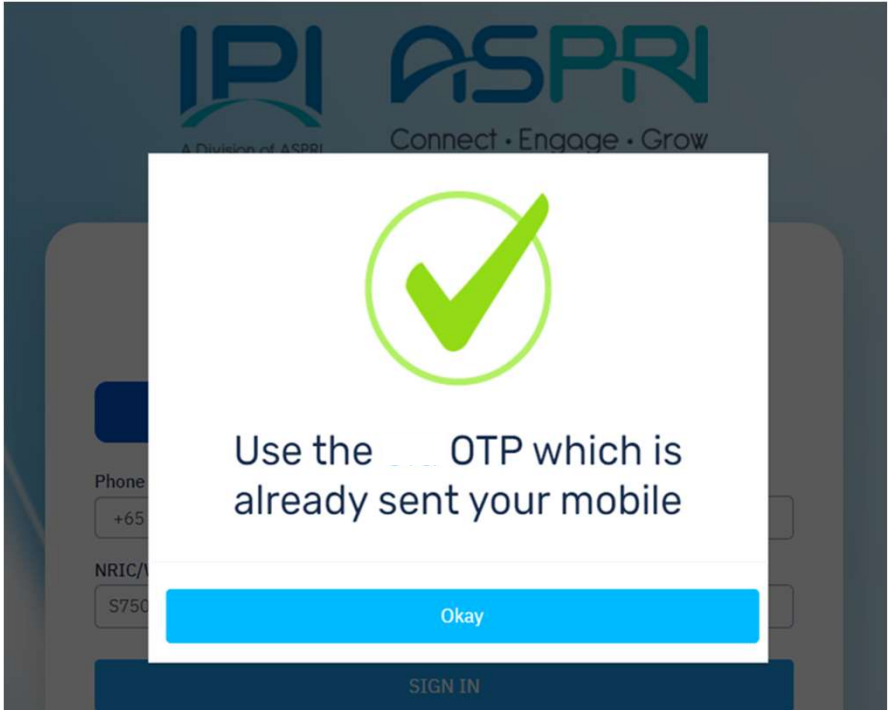
ASPRI reserves the right to reject any registration if the information is not accurately provided.

A screenshot of the 'Create User Profile' registration form. The form is titled 'Create User Profile' and includes the subtext 'Become candidate to start new course'. It features the IPI and ASPRI logos at the top. The form fields include: 'Name *' (with a red box around the label and a red arrow pointing to a photo upload area), 'Registered Mobile Number *' (with a dropdown for '+65 | Singapore' and a 'Mobile Number' input), 'ID Type *' (with a dropdown for 'Id Type'), 'NRIC/FIN/Passport/WP No *' (with an input field), 'Company *' (with a dropdown for 'Company' and a red box around the label and a red arrow pointing to the bottom of the page), 'Residents *' (with a dropdown for 'Residents'), and 'Country *' (with a dropdown for 'Select Country'). A red arrow points from the 'Company *' label to the bottom of the page.

Upload your photo is mandatory for e-certificate and safety pass creation.

Email to enquiries@ipi.org.sg if your company name is not in the pre-approved company list

If you are an **existing** user, you will receive a OTP in your registered mobile number



Note: Useful functions for the Users



The screenshot shows the user interface of the IPI ASPRI system. At the top, there are logos for IPI (A Division of ASPRI) and ASPRI (Connect · Engage · Grow). Below the logos is a navigation menu with the following items:

- DASHBOARD & APPS**
 - Dashboard**: Annotated with an arrow pointing to the text: "<User Digital Safety Passport> to show the courses completed and e-certificate download".
 - Course**
 - My Student Centre**: Annotated with an arrow pointing to the text: "Current course has been assigned / approved".
- STUDY CENTER**
 - Sample Test**: Annotated with an arrow pointing to the text: "Free mock quizzes and mock test papers to practice".
 - Activity**
 - News Feed**: Annotated with an arrow pointing to the text: "Latest news and training updates".

Frequently Asked Questions (FAQs)

1. Why do I need to provide full NRIC / FIN no., Mobile no., Photo, etc. when registering?

- Mandatory information is required to setup individual User profile (Name and NRIC / FIN as per NRIC/WP, Mobile no., Company name and valid photo).
- All mandatory information must be accurate and will be reflected in your training records and/or e-certificate.
- By submitting the registration form, you have given consent for the collection and use of data for the purpose of training record and issuance of e-certificate.

ASPRI-IPI is SSG / MOM accredited public training provider, the collection of personal data for the purpose of training record and issuance of certificate is in accordance to PDPA 2012, 2nd schedule <Additional base for collection, use and disclosure of Personal data without consent> clause 1-(1)b and (2).

2. My company name is not listed in the company dropdown box?

IPI eCONNECT is developed by ASPRI-IPI exclusively for ASPRI member companies. If your company is not under the PCM companies, you are required to seek approval to be included in the pre-approved company list, pls write to enquiries@ipi.org.sg

For more information, refer to <FAQ> in IPI eConnect.



User Manual for IPI eConnect (2. For Company BULK Sign Up)



Company- only for registration in <IPI eConnect>

IPI
A Division of ASPRI

ASPRI
Connect • Engage • Grow

Sign In

Log in to your account to continue.

USERNAME

PASSWORD

Log In

Use your computer

Enter <https://company-econnect.ipi.org.sg/>

Log in using the details provided by ASPRI-IPI:

- a. Username
- b. Password

Please send an email to enquiries@ipi.org.sg if you do not have the login details.

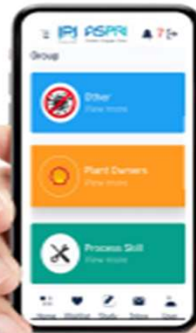
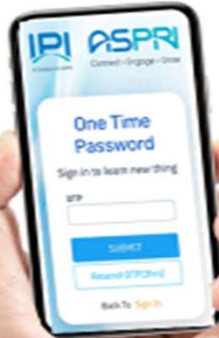
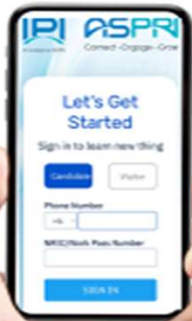


IPI eCONNECT

"A companion to every PCM worker in learning and upskilling in Singapore"



An enhanced mobile app, allows Process workers to create their skill profiles, receive relevant news update and curated "on-demand" e-learning contents, to enhance knowledge retention.



**For any enquiries or technical support,
please write to enquiries@ipi.org.sg**

User Login:

<https://ipieconnect.ipi.org.sg>

Company registration login:

<http://company-econnect.ipi.org.sg/>